

Scaled data based on original data using  
LM-79-08 Approved Method: Electrical and Photometric Measurements of Solid-  
State Lighting Products

Test Report Prepared for  
Cooper Lighting Solutions  
(formerly Eaton)

Brand: ALL-PRO

Report Number: P22718

Luminaire Tested: **AL2050LPCBZ**

Issue Date: 03/03/2020

**Test Information**

Test Method: LM-79-08  
Report Number: P22718  
Test Lab: INNOVATION CENTER P2  
Issue Date: 03/03/2020  
Manufacturer: COOPER LIGHTING SOLUTIONS (FORMERLY EATON)  
Product Line: ALL-PRO  
Catalog Number: AL2050LPCBZ  
Description: BRONZE LED BARN LIGHT WITH PRISMATIC DROP LENS  
Light Source: (1) CREE 5000K LED  
CXA2011 J-BIN  
Ballast/Driver: (1) IPP ELECTRONIC DRIVER  
LP1040-48-C0830

**Summary**

Lumens per Lamp: N/A  
Luminaire Lumens: 2539.9 lumens  
Efficiency: N/A  
Efficacy: 60.2 lumens/watt  
Luminous Opening: Vertical Cylinder (Dia: 0.7' x H: 0.18')  
IES Classification: Type V - Short - Cutoff  
BUG Rating: B1 - U3 - G1

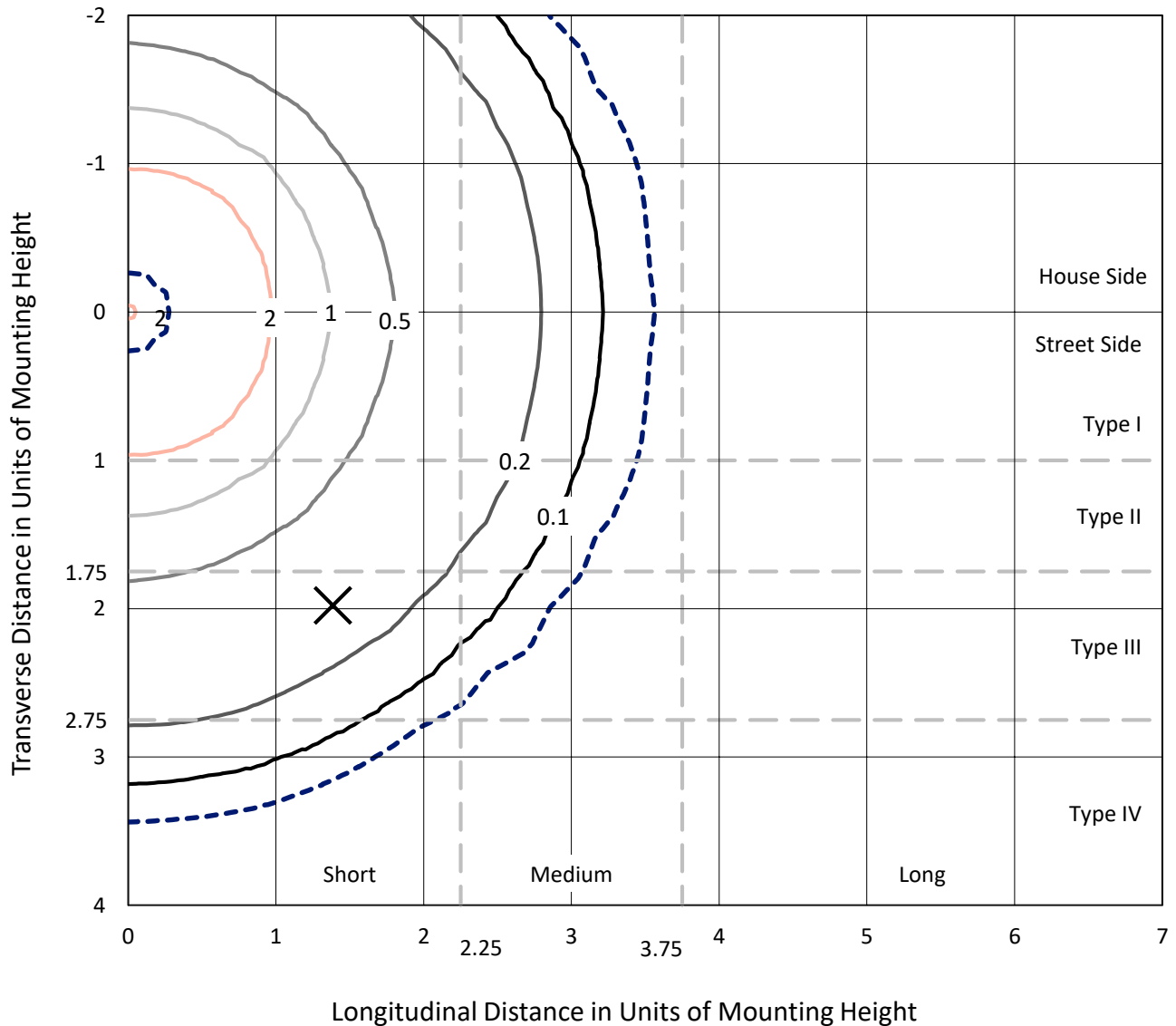
Input Watts (W): 42.2  
Input Voltage (V): 120.05  
Input Current (A<sub>in</sub>): 0.356  
Voltage Rise (V): NR  
Power Factor: NR  
Total Harmonic Distortion (THDi): NR  
Frequency (hertz): 60  
Stabilization Time: NR  
Operation Time: 3 HR  
Ambient Temperature (°C): 25.4  
Test Distance: 25 FT



REPORT NUMBER: P22718  
 CATALOG NUMBER: AL2050LPCBZ

### Iso-Footcandle Lines of Horizontal Illumination

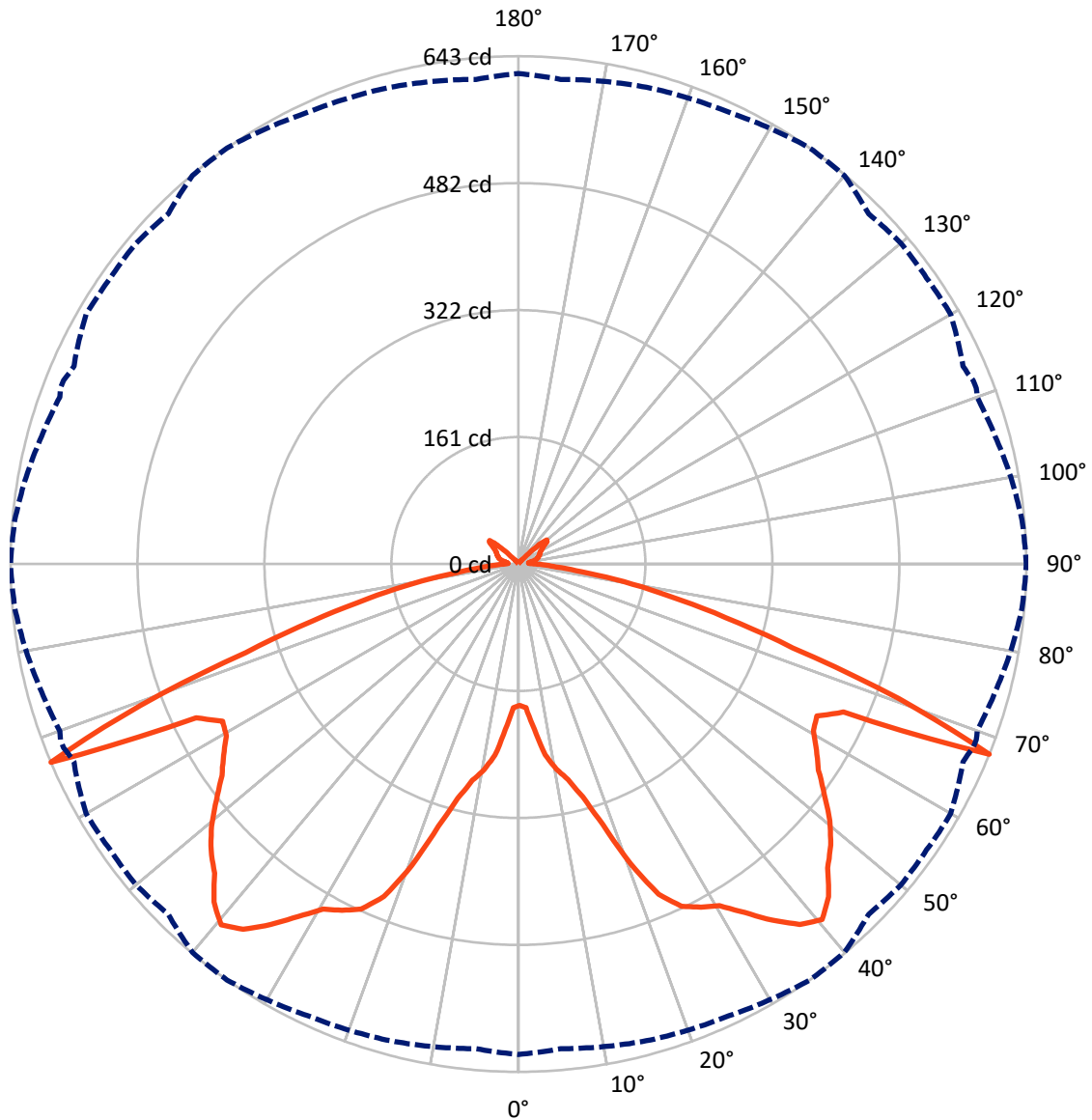
× Max cd  
 - - - 1/2 Max cd



Based on 10 foot mounting height. Maximum calculated value = 3.6 fc  
 Type V - Short - Cutoff

REPORT NUMBER: P22718  
CATALOG NUMBER: AL2050LPCBZ

### Luminous Intensity Polar Plot



— Vertical Plane Through 35-Deg Lateral    - - - Horizontal Cone Through 67.5-Deg Vertical

REPORT NUMBER: P22718  
 CATALOG NUMBER: AL2050LPCBZ

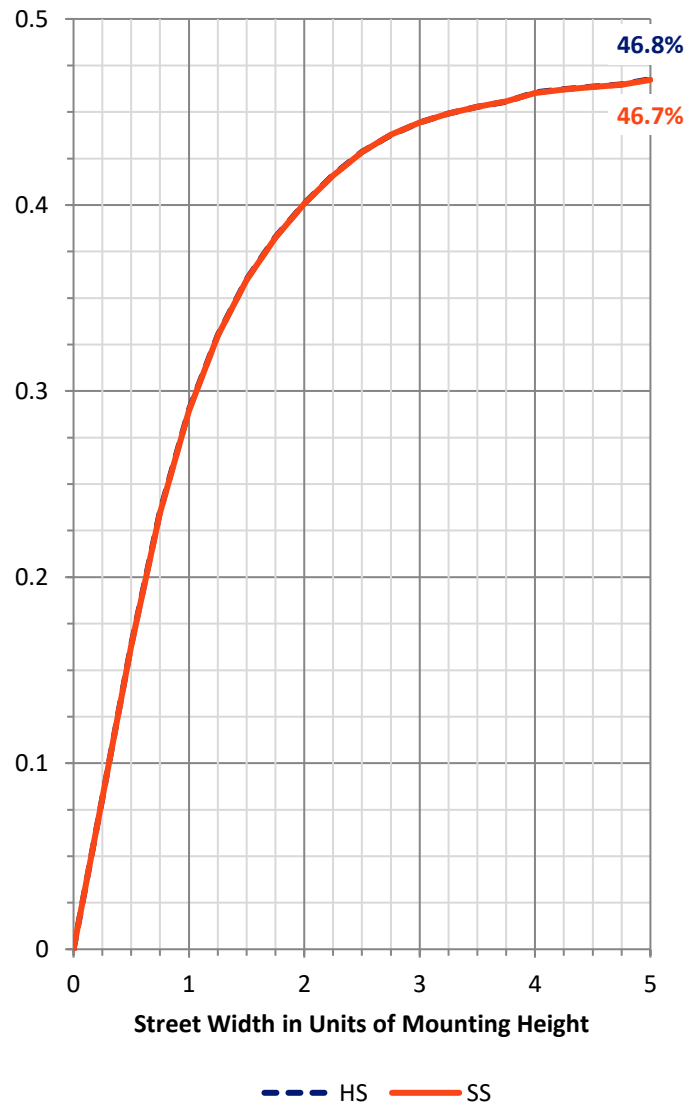
**FLUX DISTRIBUTION:**

		Downward	Upward	Total
<b>House Side</b>	Lumens	1198.8	71.1	1269.9
	% Fixture	47.2	2.8	50.0
<b>Street Side</b>	Lumens	1198.8	71.1	1269.9
	% Fixture	47.2	2.8	50.0
<b>Total</b>	Lumens	2397.7	142.2	2539.9
	% Fixture	94.4	5.6	100.0

**Coefficient of Utilization**

**ZONAL LUMENS:**

Zone	Lumens	% Fixture
0°-10°	21.9	0.9
10°-20°	92.0	3.6
20°-30°	218.8	8.6
30°-40°	343.8	13.5
40°-50°	419.6	16.5
50°-60°	423.1	16.7
60°-70°	496.0	19.5
70°-80°	315.7	12.4
80°-90°	66.8	2.6
90°-100°	17.4	0.7
100°-110°	27.1	1.1
110°-120°	33.5	1.3
120°-130°	41.1	1.6
130°-140°	20.9	0.8
140°-150°	2.3	0.1
150°-160°	0.0	0.0
160°-170°	0.0	0.0
170°-180°	0.0	0.0
0°-90°	2397.7	94.4
0°-180°	2539.9	100.0



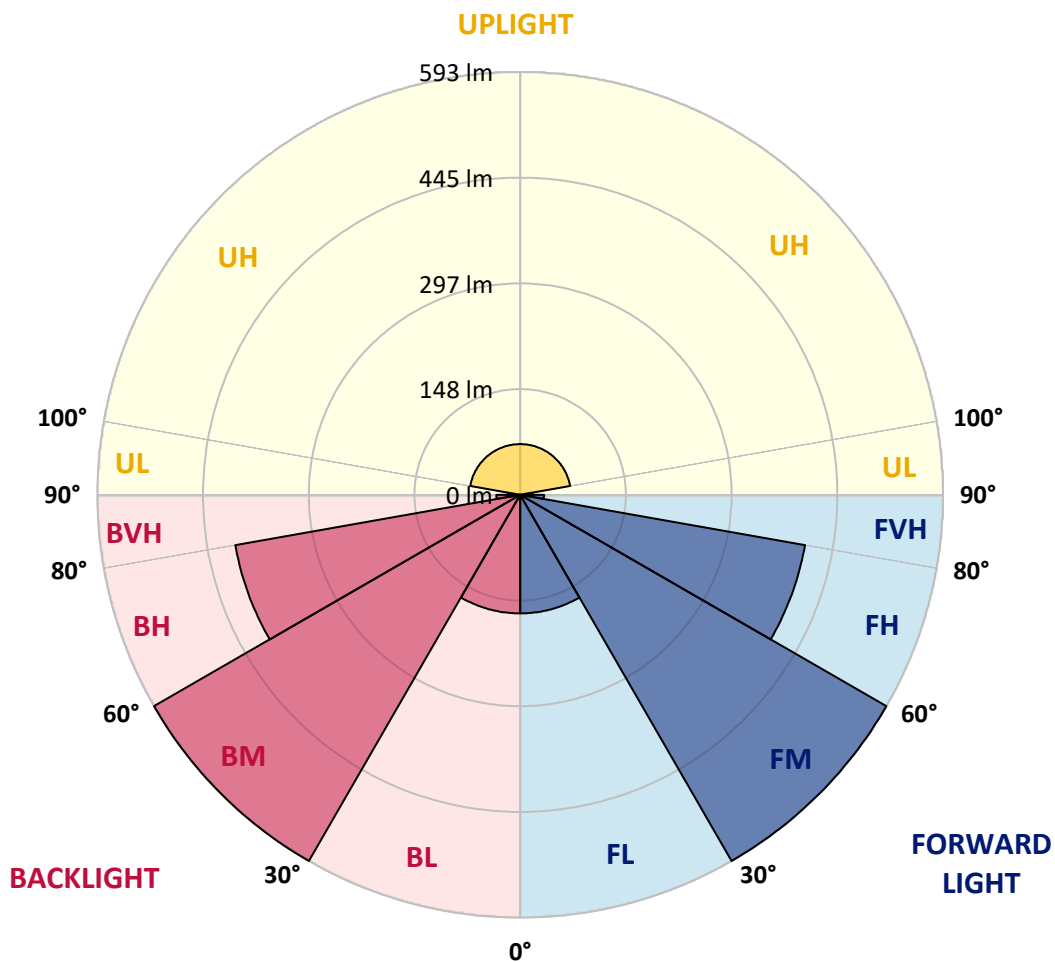
REPORT NUMBER: P22718  
 CATALOG NUMBER: AL2050LPCBZ

**LUMINAIRE CLASSIFICATION SYSTEM LUMEN TABLE AND BUG RATING:**

Zone		Lumens	% Fixture	Zone Rating/Lumen Limit		
				B	U	G
FL	(0°-30°)	166.3	6.5			
FM	(30°-60°)	593.3	23.4			
FH	(60°-80°)	405.8	16.0			G0/660
FVH	(80°-90°)	33.4	1.3			G1/100
BL	(0°-30°)	166.3	6.5	B1/500		
BM	(30°-60°)	593.3	23.4	B1/1000		
BH	(60°-80°)	405.8	16.0	B1/500		G0/660
BVH	(80°-90°)	33.4	1.3			G1/100
UL	(90°-100°)	17.4	0.7		U2/50	
UH	(100°-180°)	71.1	2.8		U3/500	

**BUG Rating: B1-U3-G1**

Type V Short





REPORT NUMBER: P22718  
 CATALOG NUMBER: AL2050LPCBZ

**CANDELA DISTRIBUTION (FULL):**

	0°	5°	15°	25°	35°	40°	45°	50°	55°	60°	65°
0°	179	179	179	179	179	179	179	179	179	179	179
2.5°	183	183	183	182	182	180	183	181	183	182	184
5°	213	212	211	211	210	206	210	207	209	209	210
7.5°	246	246	245	245	244	239	243	240	242	240	241
10°	266	266	266	265	264	262	263	261	262	260	261
12.5°	286	286	284	282	280	280	279	278	278	277	276
15°	318	317	313	309	306	307	304	302	302	301	302
17.5°	362	360	355	350	347	351	344	344	341	340	342
20°	421	417	412	407	405	412	401	402	397	397	397
22.5°	466	464	461	457	454	463	451	451	445	445	446
25°	492	490	487	483	480	488	477	475	472	469	473
27.5°	501	500	499	495	492	494	488	481	484	480	485
30°	510	510	507	504	502	500	499	493	498	495	496
32.5°	532	527	524	527	526	527	528	524	524	525	517
35°	551	546	544	553	554	556	557	557	550	556	539
37.5°	565	563	561	576	579	583	581	583	568	575	561
40°	570	569	570	587	592	598	593	589	578	582	573
42.5°	547	550	553	569	576	585	578	570	564	566	563
45°	522	527	529	543	549	562	554	543	541	538	540
47.5°	516	518	518	528	532	550	541	525	529	524	528
50°	512	513	509	515	511	537	526	510	513	512	512
52.5°	502	503	495	494	485	515	504	492	490	490	487
55°	484	481	475	471	461	492	478	468	466	467	465
57.5°	462	459	456	451	445	470	457	448	443	449	448
60°	447	440	437	430	429	443	433	425	421	428	428
62.5°	439	433	431	424	424	430	422	417	418	421	422
65°	448	445	449	451	452	444	466	444	473	444	466
67.5°	621	616	625	631	643	642	627	632	631	632	619
70°	534	539	542	517	511	533	510	531	516	552	534
72.5°	368	366	369	366	363	372	364	384	372	384	376
75°	271	272	275	275	271	281	275	289	280	289	284
77.5°	198	198	198	199	195	208	199	211	204	214	209
80°	137	136	137	135	135	142	137	147	141	147	145
82.5°	82	80	80	79	80	85	81	87	83	87	85
85°	51	50	49	49	48	51	48	51	48	50	48
87.5°	33	33	33	32	32	34	32	34	32	34	32
90°	19	19	19	19	19	20	19	20	19	20	20
92.5°	15	15	15	15	14	15	14	15	15	15	15
95°	14	14	14	14	13	14	13	14	14	14	14
97.5°	16	16	16	16	15	16	14	16	16	16	16
100°	20	20	20	19	17	19	17	19	18	19	19
102.5°	24	24	24	22	21	23	20	23	22	23	23
105°	28	28	27	26	24	27	23	27	25	27	26
107.5°	30	30	29	28	26	29	25	29	27	30	28
110°	33	32	31	29	27	32	27	32	28	32	30



REPORT NUMBER: P22718  
 CATALOG NUMBER: AL2050LPCBZ

**CANDELA DISTRIBUTION (continued):**

	0°	5°	15°	25°	35°	40°	45°	50°	55°	60°	65°
112.5°	34	34	32	31	29	33	29	33	30	34	31
115°	35	35	34	32	30	35	30	35	31	35	33
117.5°	37	37	36	34	31	37	32	36	33	37	34
120°	39	39	38	36	33	39	34	39	35	39	36
122.5°	42	42	41	39	36	41	36	41	38	42	39
125°	47	47	46	43	40	46	40	46	42	47	44
127.5°	55	55	53	51	46	53	46	54	49	55	51
130°	56	55	53	51	47	55	48	56	52	57	53
132.5°	42	41	40	40	36	43	37	44	40	45	40
135°	23	22	21	21	20	23	21	25	22	25	22
137.5°	10	10	10	10	9	11	9	11	10	11	10
140°	7	7	7	7	6	7	6	7	7	7	7
142.5°	6	6	6	5	5	6	5	6	5	6	6
145°	5	5	5	5	4	5	4	5	5	5	5
147.5°	0	0	0	0	0	0	0	0	0	0	0
150°	0	0	0	0	0	0	0	0	0	0	0
152.5°	0	0	0	0	0	0	0	0	0	0	0
155°	0	0	0	0	0	0	0	0	0	0	0
157.5°	0	0	0	0	0	0	0	0	0	0	0
160°	0	0	0	0	0	0	0	0	0	0	0
162.5°	0	0	0	0	0	0	0	0	0	0	0
165°	0	0	0	0	0	0	0	0	0	0	0
167.5°	0	0	0	0	0	0	0	0	0	0	0
170°	0	0	0	0	0	0	0	0	0	0	0
172.5°	0	0	0	0	0	0	0	0	0	0	0
175°	0	0	0	0	0	0	0	0	0	0	0
177.5°	0	0	0	0	0	0	0	0	0	0	0
180°	0	0	0	0	0	0	0	0	0	0	0





REPORT NUMBER: P22718  
 CATALOG NUMBER: AL2050LPCBZ

**CANDELA DISTRIBUTION (continued):**

	66°	67°	68°	69°	70°	75°	80°	85°	90°
0°	179	179	179	179	179	179	179	179	179
2.5°	183	183	183	183	183	184	184	184	184
5°	210	210	209	209	210	209	209	209	209
7.5°	240	241	241	241	240	241	241	241	240
10°	260	261	260	260	260	260	259	260	259
12.5°	277	276	276	276	276	276	276	277	277
15°	303	303	302	303	303	304	305	304	304
17.5°	342	343	343	343	344	345	348	346	346
20°	397	398	398	399	399	401	405	403	404
22.5°	446	447	448	448	449	450	456	454	455
25°	472	473	474	475	477	478	484	482	483
27.5°	485	486	487	488	489	490	495	493	494
30°	498	498	499	499	500	498	500	502	504
32.5°	520	519	519	520	519	515	518	521	523
35°	546	545	544	544	541	537	537	544	545
37.5°	569	568	568	567	565	557	558	567	569
40°	582	582	581	579	577	568	571	577	577
42.5°	570	569	568	566	564	552	556	556	550
45°	540	540	540	539	539	524	530	526	518
47.5°	524	524	524	524	523	510	516	513	507
50°	510	510	511	510	509	503	506	506	505
52.5°	484	485	485	485	485	488	487	495	502
55°	459	461	461	463	464	468	465	473	481
57.5°	443	445	446	446	445	445	448	448	455
60°	424	424	423	422	422	425	430	433	446
62.5°	416	414	412	410	410	424	428	429	440
65°	444	444	445	447	449	473	473	475	479
67.5°	616	618	621	621	618	625	633	640	643
70°	555	556	555	555	558	541	542	541	541
72.5°	384	385	386	386	389	389	386	381	386
75°	293	293	293	292	295	297	292	290	293
77.5°	215	215	216	217	218	218	216	211	214
80°	148	147	148	149	150	148	148	148	153
82.5°	87	87	87	88	88	87	88	86	89
85°	49	49	49	49	49	48	48	47	48
87.5°	33	32	32	32	33	32	32	31	32
90°	20	20	20	20	20	20	20	20	20
92.5°	15	15	15	15	15	15	15	15	15
95°	14	14	14	14	14	14	14	14	14
97.5°	16	16	16	16	16	16	16	16	16
100°	19	19	19	19	19	19	19	19	19
102.5°	23	23	23	23	23	23	23	23	23
105°	27	27	27	27	27	27	27	27	27
107.5°	30	30	30	30	30	29	30	30	30
110°	32	32	32	32	32	31	32	32	32



REPORT NUMBER: P22718  
 CATALOG NUMBER: AL2050LPCBZ

**CANDELA DISTRIBUTION (continued):**

	66°	67°	68°	69°	70°	75°	80°	85°	90°
112.5°	34	34	34	34	34	33	34	34	34
115°	35	35	35	36	36	34	36	35	35
117.5°	37	37	37	37	37	36	38	37	37
120°	40	40	40	40	40	38	40	39	40
122.5°	43	43	43	43	43	41	43	43	43
125°	48	48	48	48	48	46	48	48	48
127.5°	56	56	56	56	56	54	57	56	56
130°	58	58	58	58	58	55	60	58	58
132.5°	45	45	45	45	45	43	46	44	45
135°	25	25	25	25	25	23	25	24	24
137.5°	11	11	11	11	11	10	11	11	11
140°	7	7	7	7	7	7	7	7	7
142.5°	6	6	6	6	6	6	6	6	6
145°	5	5	5	5	5	5	5	5	5
147.5°	0	0	0	0	0	0	0	0	0
150°	0	0	0	0	0	0	0	0	0
152.5°	0	0	0	0	0	0	0	0	0
155°	0	0	0	0	0	0	0	0	0
157.5°	0	0	0	0	0	0	0	0	0
160°	0	0	0	0	0	0	0	0	0
162.5°	0	0	0	0	0	0	0	0	0
165°	0	0	0	0	0	0	0	0	0
167.5°	0	0	0	0	0	0	0	0	0
170°	0	0	0	0	0	0	0	0	0
172.5°	0	0	0	0	0	0	0	0	0
175°	0	0	0	0	0	0	0	0	0
177.5°	0	0	0	0	0	0	0	0	0
180°	0	0	0	0	0	0	0	0	0

(END OF REPORT)